

#### PRINCIPAL DATA:

**TYPE:**  
ARITCO PUBLICLIFT ACCESS / HOMELIFT ACCESSGL TYPE SHOWN (ALTERNATIVES AVAILABLE)

**DRIVE SYSTEM:**  
STATIC SCREW WITH ROTATING NUT

**CAPACITY:**  
410KG OR 500KG

**TRAVEL:**  
VARIABLE

**NO OF STOPS:**  
2 SHOWN (UP TO A MAXIMUM OF 6 AVAILABLE)

**SUPPLY VOLTAGE:**  
230V 1PH 50HZ (3 PHASE AVAILABLE)

**RUNNING CURRENT:**  
4.7AMP

**STARTING CURRENT:**  
18AMP

**STANDARD COLOUR:**  
RAL 9016 WHITE  
(OTHER RAL COLOURS AVAILABLE)

#### DOOR DATA:

**TYPE:**  
NO OF DOORS:  
2 SHOWN (UP TO A MAXIMUM OF 6 AVAILABLE)

**FIRE RATING:**  
AVAILABLE (NOT SHOWN)

**OPENING SIZE:**  
900 X 2000MM

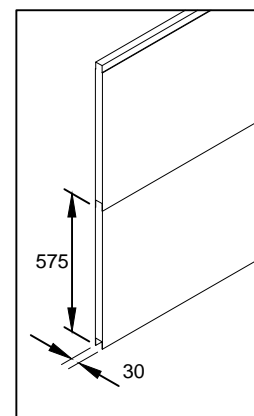
**DOOR FRAME:**  
INTEGRAL TO SHAFT ENCLOSURE

**DOOR/FRAME COLOUR:**  
WHITE POWDER COATED RAL 9016

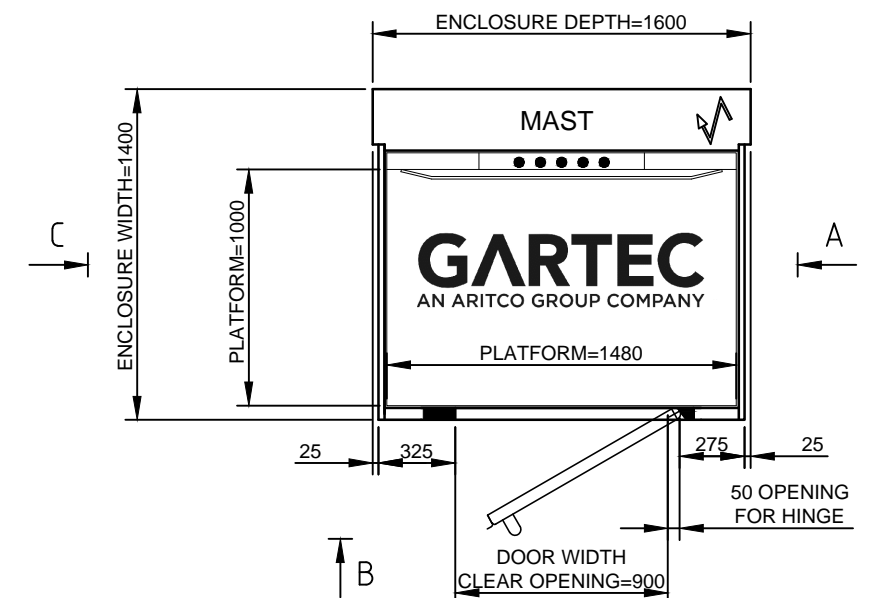
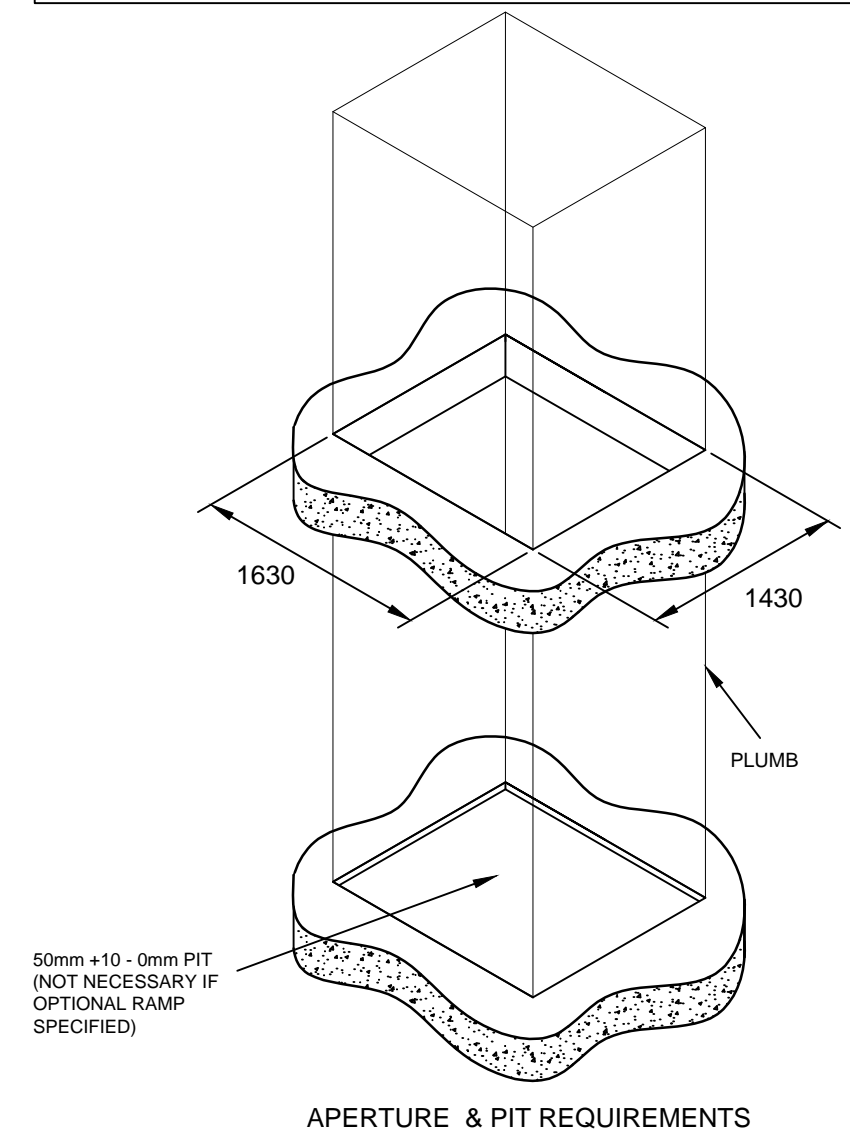
**DOOR GLASS:**  
VARIABLE

**CLOSER:**  
MANUAL TYPE SHOWN  
(AUTOMATIC VERSION AVAILABLE)

**FURNITURE:**  
FITTINGS IN ANODISED ALUMINIUM



NOT TO BE USED FOR CONSTRUCTION - INDICATION PURPOSES ONLY - REFER TO SITE SPECIFIC DRAWING



GARTEC PUBLICLIFT ACCESS / HOMELIFT ACCESS: 1000 PLATFORM, 2 STOP, LIFT ENTRY/EXIT LONG SIDE

**GARTEC**  
AN ARITCO GROUP COMPANY

Tel: +44 (0) 1296 397 100 Fax: +44 (0) 1296 397 600  
email: sales@gartec.com www:gartec.com

Midshires Business Park  
Smeaton Close  
Aylesbury  
Bucks  
HP19 8HL

Drawn by S.H.	Scale NTS	Date 16/02/21
Drawing No. SALES-106		Issue 5