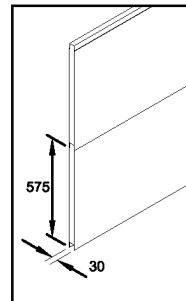
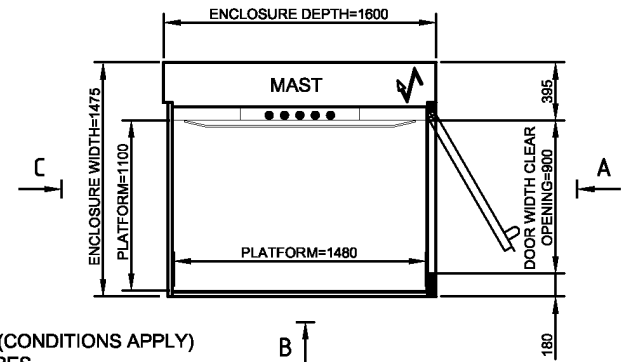
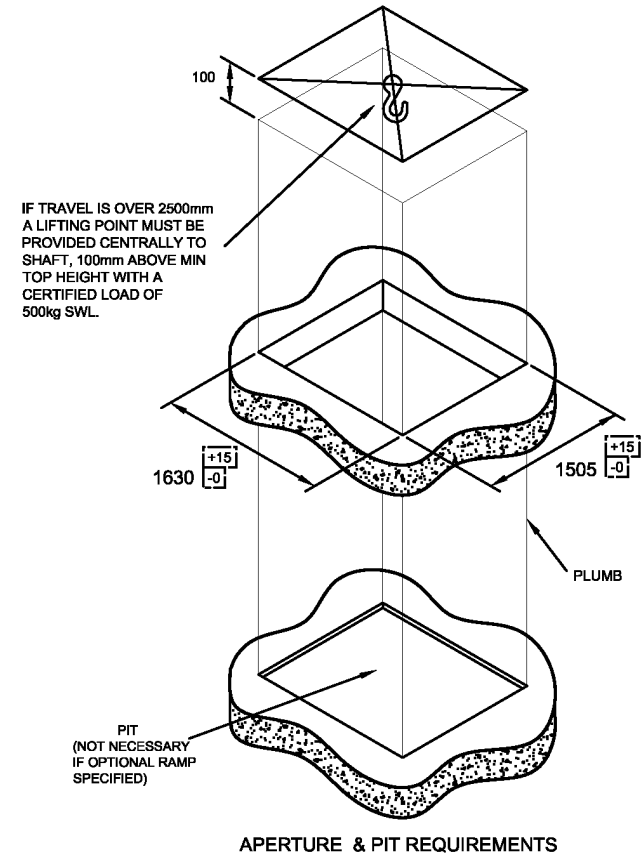


VINYL COATED STEEL/ROCKWOOL/STEEL SANDWICH PANNELLING



(POWDER COATED IF ALTERNATIVE OPTIONAL RAL COLOUR SPECIFIED)



**PRINCIPAL DATA:**

**TYPE:**  
DISABLED PLATFORM LIFT (DPL)

**DRIVE SYSTEM:**  
STATIC SCREW WITH ROTATING NUT

**CAPACITY:**  
400KG OR 630KG

**TRAVEL:**  
VARIABLE (UP TO A MAXIMUM OF 9000)

**NO OF STOPS:**  
2 SHOWN (UP TO A MAXIMUM OF 6 AVAILABLE)

**SUPPLY VOLTAGE:**  
400V 3PH 50HZ (SINGLE PHASE AVAILABLE)

**RUNNING CURRENT:**  
4.7AMP

**STARTING CURRENT:**  
18AMP

**STANDARD COLOUR:**  
RAL 9003 WHITE  
(OTHER RAL COLOURS AVAILABLE)

**DOOR DATA:**

**TYPE:**  
GL TYPE SHOWN (ALTERNATIVES AVAILABLE)

**NO OF DOORS:**  
2 SHOWN (UP TO A MAXIMUM OF 6 AVAILABLE)

**FIRE RATING:**  
AVAILABLE (NOT SHOWN)

**OPENING SIZE:**  
900 X 2000MM

**DOOR FRAME:**  
INTEGRAL TO SHAFT ENCLOSURE

**DOOR/FRAME COLOUR:**  
WHITE POWDER COATED RAL 9003

**DOOR GLASS:**  
VARIABLE

**CLOSER:**  
MANUAL TYPE SHOWN  
(AUTOMATIC VERSION AVAILABLE)

**FURNITURE:**  
FITTINGS IN ANODISED ALUMINIUM

UNLIMITED STOPS AVAILABLE (CONDITIONS APPLY)  
MAXIMUM TRAVEL OF 12 METRES

Title: 1100 PLATFORM, 2 STOP, LIFT ENTRY/EXIT SAME SHORT SIDE

**Innovate**  
LIFTING SYSTEMS

The Southborough Centre  
Warehouse No. 1  
Drapier Street, Southborough  
Tunbridge Wells, Kent TN11 0PG

T: 01892 557530  
F: 01892 557531  
E: info@innovatelifts.com  
W: www.innovatelifts.com

Drawn by R.PRICE	Scale NTS	Date 06/05/04
Drawing No. SALES-200		Issue 2